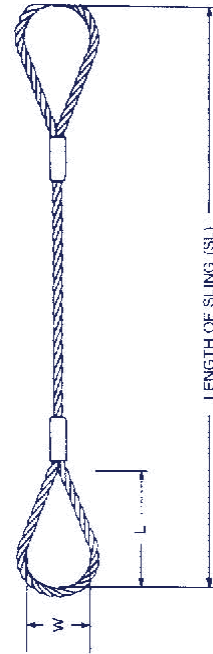


Wire Rope Slings



Type 11 Slings FLEMISHED EYE AND MECHANICALLY SWAGED

Diam. Of Wire Rope Inches	Min. Length (SL) Of Sling Ft.-In.	Inside Loop Dimensions W Inches L Inches		Rated Capacity in Tons (2000 lbs.)		
				EIPS-IWRC		
				Single Leg Vertical	Choker Hitch	Vertical Basket Hitch**
1/4	1-6	2	4	.65	.48	1.3
5/16	1-9	2 1/2	5	1.00	.74	2.0
3/8	2-0	3	6	1.40	1.10	2.9
7/16	2-3	3 1/2	7	1.90	1.40	3.9
1/2	2-6	4	8	2.50	1.90	5.1
9/16	2-9	4 1/2	9	3.20	2.40	6.4
5/8	3-0	5	10	3.90	2.90	7.8
3/4	3-6	6	12	5.60	4.10	11.0
7/8	4-0	7	14	7.60	5.60	15.0
1	4-6	8	16	9.80	7.20	20.0
1 1/8	5-0	9	18	12.00	9.10	24.0
1 1/4	5-6	10	20	15.00	11.00	30.0
1 3/8	6-0	11	22	18.00	13.00	36.0
1 1/2	7-0	12	24	21.00	16.00	42.0
1 5/8	4-6	13	26	24.00	18.00	49.0
1 3/4	8-0	14	28	28.00	21.00	57.0
2	9-0	16	32	37.00	28.00	73.0
2 1/4	10-0	18	36	44.00	35.00	89.0
2 1/2	11-0	20	40	54.00	42.00	109.0
2 3/4	12-0	22	44	65.00	51.00	130.0
3	13-0	24	48	77.00	60.00	153.0
3 1/2	19-8	36	72	102.00	79.00	203.0
4	23-8	45	90	130.00	97.00	259.0



3

Design Factor 5:1

* Rated capacities of choker hitches apply when the angle of choke is greater than 135°.

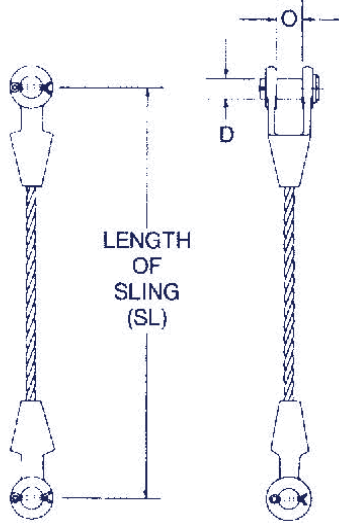
**Rated capacities of basket hitches are based on a minimum diameter of curvature at the point of load contact of 20 times the rope diameter.

Wire Rope Diam. Inches	Heavy Duty Thimble		Alloy Hook Size-Tons	Carbon Shackle Size-Inches	Open Swagged Socket		Closed Swaged Socket	
	Width Inches	Length Inches	For EIPS	For EIPS	Pin Size Inches	Jaw Size Inches	Hole Diam. Inches	Head Thickness Inches
6 x 19 WITH I. W. R. C.								
1/4	7/8	1 5/8	1	5/16	11/16	11/16	3/4	1/2
5/16	1 1/16	1 7/8	1 1/2	3/8	13/16	13/16	7/8	11/16
3/8	1 1/8	2 1/8	2	7/16	13/16	13/16	7/8	11/16
7/16	1 1/4	2 3/8	3	1/2	1	1	1 1/16	7/8
1/2	1 1/2	2 3/4	5	5/8	1	1	1 1/16	7/8
9/16	1 1/2	2 3/4	5	5/8	1 3/16	1 1/4	1 1/4	1 1/8
5/8	1 3/4	3 1/4	7	3/4	1 3/16	1 1/4	1 1/4	1 1/8
3/4	2	3 3/4	11	7/8	1 3/8	1 1/2	1 7/16	1 5/16
7/8	2 1/4	4 1/4	11	1	1 5/8	1 3/4	1 11/16	1 1/2
1	2 1/2	4 1/2	15	1 1/4	2	2	2 1/16	1 3/4
1 1/8	2 7/8	5 1/8	22	1 1/4	2 1/4	2 1/4	2 5/16	2
6 x 37 WITH I. W. R. C.								
1 1/4	3 1/2	6 1/2	22	1 1/2	2 1/2	2 1/2	2 9/16	2 1/4
1 3/8	3 1/2	6 1/4	30	1 3/4	2 1/2	2 1/2	2 9/16	2 1/4
1 1/2	3 1/2	6 1/4	30	1 3/4	2 3/4	3	2 13/16	2 1/2
1 5/8	4	8	30	1 3/4	-	-	-	-
1 3/4	4 1/2	9	37	2	3 1/2	3 1/2	3 9/16	3
2	6	12	60	2 1/2	3 3/4	4	3 13/16	3 1/4
2 1/4	7	14	60	2 1/2	-	-	-	-
2 1/2	8 1/2	15 3/4	-	2 1/2	-	-	-	-
2 3/4	-	-	-	3	-	-	-	-
3	-	-	-	3	-	-	-	-
3 1/2	-	-	-	3 1/2	-	-	-	-
4	-	-	-	4	-	-	-	-

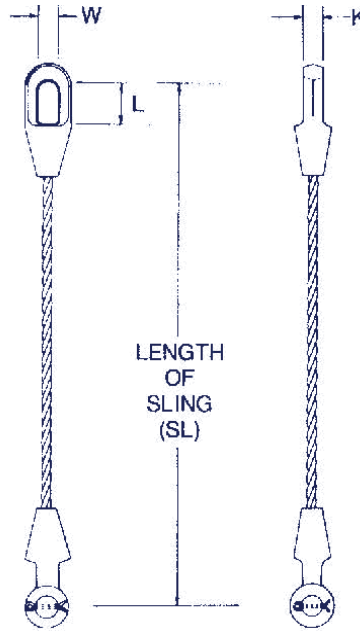
Type 11 Slings

SLINGS WITH SINGLE-ROPE LEGS AND OPEN AND/OR CLOSED SOCKETS (POURED ATTACHED)

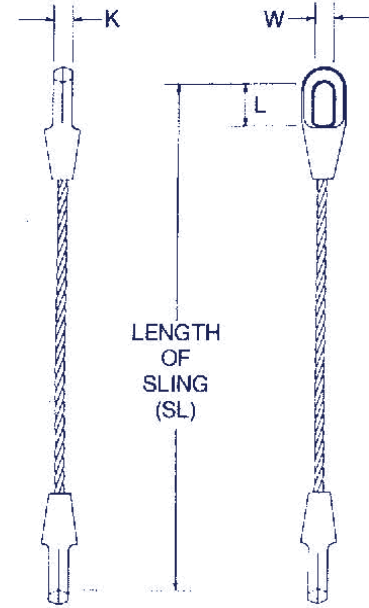
**TYPE 11
OPEN SOCKETS**



**TYPE 11
OPEN AND CLOSED SOCKETS**



**TYPE 11
CLOSED SOCKETS**



3

Diameter Of Wire Rope Inches	Minimum Length (SL) Of Sling Ft.-In.	Rated Capacities in Tons (2,000 lbs.) EIPS-IWRC		Important Dimensions				
		Single Part Vertical	Vertical Basket	Open Socket		Closed Socket		
				O Inches	D Inches	W Inches	L Inches	K Inches
1/4	1-0	.68	1.3	11/16	11/16	13/16	1 3/4	1/2
5/16	1-0	1.10	1.9	13/16	13/16	15/16	2	11/16
3/8	1-0	1.50	2.8	13/16	13/16	15/16	2	11/16
7/16	1-2	2.00	3.8	1	1	1 1/8	2 1/4	7/8
1/2	1-3	2.70	4.9	1	1	1 1/8	2 1/4	7/8
9/16	1-5	3.40	6.2	1 1/4	1 3/16	1 3/8	2 1/2	1
5/8	1-6	4.10	7.6	1 1/4	1 3/16	1 3/8	2 1/2	1
3/4	1-9	5.90	11	1 1/2	1 3/8	1 5/8	3	1 1/4
7/8	2-0	8.00	15	1 3/4	1 5/8	1 7/8	3 1/2	1 1/2
1	2-6	10.00	19	2	2	2 1/4	4	1 3/4
1 1/8	2-9	13.00	24	2 1/4	2 1/4	2 1/2	4 1/2	2
1 1/4	3-0	16.00	30	2 1/2	2 1/2	2 3/4	5	2 1/4
1 3/8	3-0	19.00	36	2 1/2	2 1/2	2 3/4	5	2 1/4
1 1/2	3-3	23.00	42	3	2 3/4	3 1/8	6	2 1/2
1 5/8	3-9	26.00	49	3	3	3 1/4	6 1/2	2 3/4
1 3/4	4-3	31.00	57	3 1/2	3 1/2	3 17/32	7 9/16	3
2	4-9	39.00	73	4	3 3/4	3 25/32	8 9/16	3 1/4
2 1/4	5-0	49.00	91	4 1/2	4 1/4	4 9/32	9 1/2	3 5/8
2 1/2	5-9	60.00	112	5	4 3/4	5 1/2	10 5/8	4
2 3/4	6-5	72.00	134	5 1/4	5	6 1/2	11 1/4	4 7/8
3	6-10	85.00	157	5 3/4	5 1/4	6 3/4	11 3/4	5 1/4
3 1/4	7-7	98.00	182	6 1/4	5 1/2	7 1/4	12 1/4	5 3/4
3 1/2	8-2	113.00	209	6 3/4	6	7 3/4	13	6 1/4
3 3/4	8-8	128.00	235	7 1/2	7	8 1/4	14	7
4	9-1	143.00	263	7 1/2	7	8 1/4	14	7

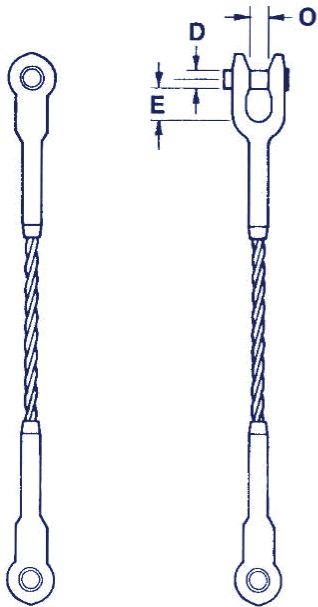
Design Factor 5:1

Sockets available up through 6" diameter wire rope upon request.

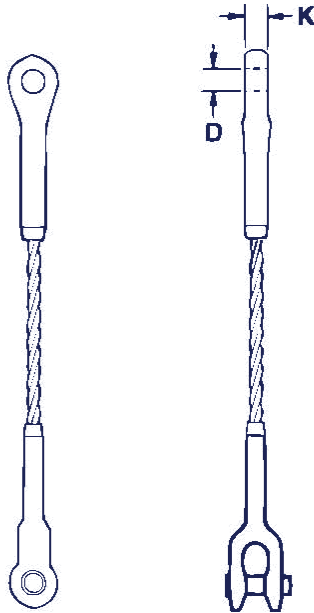
Type 11 Slings

SLINGS WITH SINGLE-ROPE LEGS AND OPEN AND/OR CLOSED SWAGED SOCKETS

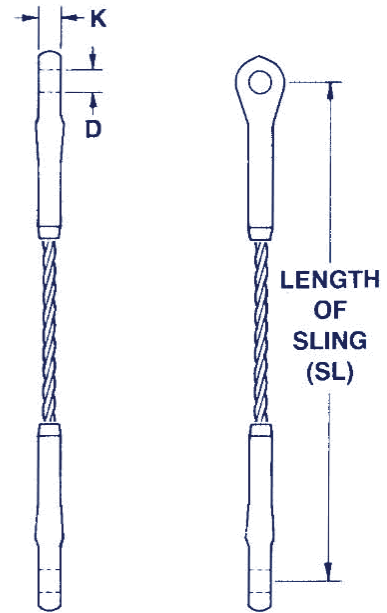
**TYPE 11
OPEN SWAGED
SOCKETS**




**TYPE 11
OPEN AND CLOSED
SWAGED SOCKETS**



**TYPE 11
CLOSED SWAGED
SOCKETS**



3

Diameter Of Wire Rope Inches	Minimum Length (SL) Of Sling Ft.-In.	Rated Capacities in Tons (2,000 lbs.) EIPS-IWRC		Important Dimensions				
				Open Swage Socket			Closed Swage Socket	
		Single Part Vertical	Vertical Basket 	O Inches	D Inches	E Inches	K Inches	D Inches
1/4	0-11	.68	1.3	11/16	11/16	1 5/32	1/2	3/4
5/16	1-1	1.10	1.9	13/16	13/16	1 11/32	11/16	7/8
3/8	1-3	1.50	2.8	13/16	13/16	1 11/32	11/16	7/8
7/16	1-6	2.00	3.8	1	1	1 1/2	7/8	1 1/16
1/2	1-8	2.70	4.9	1	1	1 1/2	7/8	1 1/16
9/16	1-10	3.40	6.2	1 1/4	1 3/16	1 21/32	1 1/8	1 1/4
5/8	2-0	4.10	7.6	1 1/4	1 3/16	1 21/32	1 1/8	1 1/4
3/4	2-5	5.90	11	1 1/2	1 3/8	2 1/16	1 5/16	1 7/16
7/8	2-10	8.00	15	1 3/4	1 5/8	2 7/16	1 1/2	1 11/16
1	3-2	10.00	19	2	2	2 3/4	1 3/4	2 1/16
1 1/8	3-7	13.00	24	2 1/4	2 1/4	3 1/8	2	2 5/16
1 1/4	4-0	16.00	30	2 1/2	2 1/2	3 1/2	2 1/4	2 9/16
1 3/8	4-5	19.00	36	2 1/2	2 1/2	4	2 1/4	2 9/16
1 1/2	4-9	23.00	42	3	2 3/4	4 3/8	2 1/2	2 13/16
1 3/4	5-5	31.00	57	3 1/2	3 1/2	5	3	3 9/16
2	6-4	39.00	73	4	3 3/4	6 1/8	3 1/4	3 13/16
2 1/4	7-2	49.00	91	4 1/2	4 1/4	4 5/8	4	4 5/16
2 1/2	8-0	60.00	112	4 1/2	4 1/4	4 5/8	4	4 5/16

Design Factor 5:1

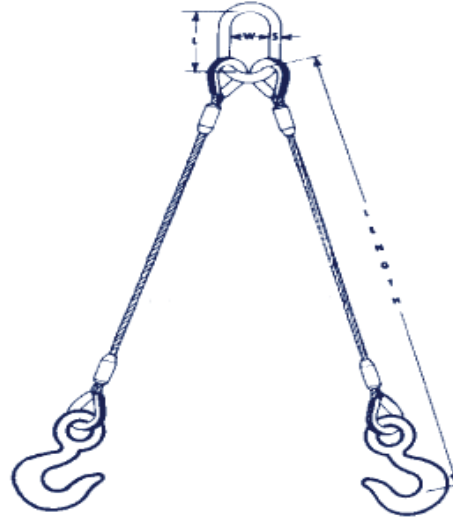


Type 21 Slings

FLEMISHED EYE AND MECHANICALLY SWAGED

Type 21 slings are 2-leg All-Purpose bridles, designed for general lifting purposes where attachment may be made directly to the load, such as hooking into lifting eyes or placing loops over lugs. Capacities listed have a 5:1 design factor.

Diameter Of Wire Rope Inches	Minimum Length (SL) Of Sling Ft.- In.	Rated Capacities in Tons EIPS-IWRC			Alloy Links Diam. Inches
		60°	45°	30°	
1/4	1-3	1.10	.91	.65	1/2
5/16	1-6	1.70	1.40	1.00	1/2
3/8	1-8	2.50	2.00	1.40	3/4
7/16	1-10	3.40	2.70	1.90	7/8
1/2	2-0	4.40	3.60	2.50	1
9/16	2-2	5.50	4.50	3.20	1 1/4
5/8	2-4	6.80	5.50	3.90	1 1/4
3/4	2-9	9.70	7.90	5.60	1 1/4
7/8	3-3	13.00	11.00	7.60	1 1/2
1	3-6	17.00	14.00	9.80	1 1/2
1 1/8	4-0	21.00	17.00	12.00	1 3/4
1 1/4	4-6	26.00	21.00	15.00	2
1 3/8	5-0	31.00	25.00	18.00	2
1 1/2	5-6	37.00	30.00	21.00	2 1/4
1 5/8	6-0	42.00	35.00	24.00	2 1/2
1 3/4	6-6	49.00	40.00	28.00	2 1/2
2	8-0	63.00	52.00	37.00	2 3/4
2 1/4	8-9	77.00	63.00	44.00	3 1/4
2 1/2	10-0	94.00	77.00	54.00	3 3/4



FLEMISHED EYE AND MECHANICALLY SWAGED

Wire Rope Diam. Inches	Standard Loop Inside		Heavy Duty Thimble Inside		Alloy Hook Size-Tons For EIPS	Carbon Shackle With Thimble Size-Inches For EIPS	Open Swaged Socket		Closed Swaged Socket	
	Width Inches	Length Inches	Width Inches	Length Inches			Pin Size Inches	Jaw Size Inches	Hole Diam. Inches	Head Opening Inches
6 x 19 WITH I. W. R. C.										
1/4	2	4	7/8	1 5/8	1	5/16	11/16	11/16	3/4	1/2
5/16	2 1/2	5	1 1/16	1 7/8	1 1/2	3/8	13/16	13/16	7/8	11/16
3/8	3	6	1 1/8	2 1/8	2	7/16	13/16	13/16	7/8	11/16
7/16	3 1/2	7	1 1/4	2 3/8	3	1/2	1	1	1 1/16	7/8
1/2	4	8	1 1/2	2 3/4	5	5/8	1	1	1 1/16	7/8
9/16	4 1/2	9	1 1/2	2 3/4	5	5/8	1 3/16	1 1/4	1 1/4	1 1/8
5/8	5	10	1 3/4	3 1/4	7	3/4	1 3/16	1 1/4	1 1/4	1 1/8
3/4	6	12	2	3 3/4	11	7/8	1 3/8	1 1/2	1 7/16	1 5/16
7/8	7	14	2 1/4	4 1/4	11	1	1 5/8	1 3/4	1 11/16	1 1/2
1	8	16	2 1/2	4 1/2	15	1 1/4	2	2	2 1/16	1 3/4
1 1/8	9	18	2 7/8	5 1/8	22	1 1/4	2 1/4	2 1/4	2 5/16	2
6 x 37 WITH I. W. R. C.										
1 1/4	10	20	2 7/8	5 1/8	22	1 1/2	2 1/2	2 1/2	2 9/16	2 1/4
1 3/8	11	22	3 1/2	6 1/4	30	1 3/4	2 1/2	2 1/2	2 9/16	2 1/4
1 1/2	12	24	3 1/2	6 1/4	30	1 3/4	2 3/4	3	2 13/16	2 1/2
1 5/8	13	26	4	8	30	1 3/4	3 1/2	3 1/2	3 9/16	3
1 3/4	14	28	4 1/2	9	37	2	3 1/2	3 1/2	3 9/16	3
2	16	32	6	12	60	2 1/2	3 3/4	4	3 13/16	3 1/4
2 1/4	18	36	7	14	60	2 1/2	4 1/4	4 1/4	4 5/16	4
2 1/2	20	40	-	-	-	3	4 1/4	4 1/4	4 5/16	4
2 3/4	22	44	-	-	-	3	-	-	-	-
3	24	48	-	-	-	3	-	-	-	-
3 1/4	-	-	-	-	-	3 1/2	-	-	-	-
3 1/2	-	-	-	-	-	3 1/2	-	-	-	-
3 3/4	-	-	-	-	-	4	-	-	-	-
4	-	-	-	-	-	4	-	-	-	-

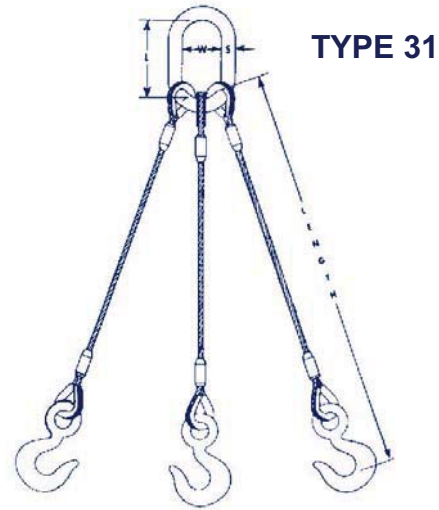
Fittings dimensions subject to change without notice. Confirm fittings details when inquiring.

Type 31 Slings

FLEMISHED EYE AND MECHANICALLY SWAGED

Type 31 slings are 3-leg All-Purpose bridles, generally recommended for handling unbalanced loads. Capacities listed have a 5:1 design factor.

Diameter Of Wire Rope Inches	Minimum Length (SL) Of Sling Ft.-In.	Rated Capacities in Tons EIPS-IWRC			Alloy Links Diam. Inches
		60°	45°	30°	
1/4	1-3	1.70	1.40	.97	1/2
5/16	1-6	2.60	2.10	1.50	5/8
3/8	1-8	3.70	3.00	2.20	3/4
7/16	1-10	5.00	4.10	2.90	1
1/2	2-0	6.60	5.40	3.80	1
9/16	2-2	8.30	6.80	4.80	1 1/4
5/8	2-4	10.00	8.30	5.90	1 1/4
3/4	2-9	15.00	12.00	8.40	1 1/2
7/8	3-3	20.00	16.00	11.00	1 3/4
1	3-6	26.00	21.00	15.00	2
1 1/8	4-0	31.00	26.00	18.00	2
1 1/4	4-6	38.00	31.00	22.00	2 1/4
1 3/8	5-0	46.00	38.00	27.00	2 1/2
1 1/2	5-6	55.00	45.00	32.00	2 3/4
1 5/8	6-0	63.00	52.00	37.00	2 3/4
1 3/4	6-6	74.00	60.00	42.00	3
2	8-0	95.00	78.00	55.00	3 1/2
2 1/4	8-9	116.00	94.00	67.00	4
2 1/2	10-0	141.00	115.00	82.00	4 1/2



3

Wire Rope Diam. Inches	Standard Loop Inside		Heavy Duty Thimble Inside		Alloy Hook Size-Tons For EIPS	Carbon Shackle With Thimble Size-Inches For EIPS	Open Swaged Socket		Closed Swaged Socket	
	Width Inches	Length Inches	Width Inches	Length Inches			Pin Size Inches	Jaw Size Inches	Hole Diam. Inches	Head Opening Inches
6 x 19 WITH I. W. R. C.										
1/4	2	4	7/8	1 5/8	1	5/16	11/16	11/16	3/4	1/2
5/16	2 1/2	5	1 1/16	1 7/8	1 1/2	3/8	13/16	13/16	7/8	11/16
3/8	3	6	1 1/8	2 1/8	2	7/16	13/16	13/16	7/8	11/16
7/16	3 1/2	7	1 1/4	2 3/8	3	1/2	1	1	1 1/16	7/8
1/2	4	8	1 1/2	2 3/4	5	5/8	1	1	1 1/16	7/8
9/16	4 1/2	9	1 1/2	2 3/4	5	5/8	1 3/16	1 1/4	1 1/4	1 1/8
5/8	5	10	1 3/4	3 1/4	7	3/4	1 3/16	1 1/4	1 1/4	1 1/8
3/4	6	12	2	3 3/4	11	7/8	1 3/8	1 1/2	1 7/16	1 5/16
7/8	7	14	2 1/4	4 1/4	11	1	1 5/8	1 3/4	1 11/16	1 1/2
1	8	16	2 1/2	4 1/2	15	1 1/4	2	2	2 1/16	1 3/4
1 1/8	9	18	2 7/8	5 1/8	22	1 1/4	2 1/4	2 1/4	2 5/16	2
6 x 37 WITH I. W. R. C.										
1 1/4	10	20	2 7/8	5 1/8	22	1 1/2	2 1/2	2 1/2	2 9/16	2 1/4
1 3/8	11	22	3 1/2	6 1/4	30	1 3/4	2 1/2	2 1/2	2 9/16	2 1/4
1 1/2	12	24	3 1/2	6 1/4	30	1 3/4	2 3/4	3	2 13/16	2 1/2
1 5/8	13	26	4	8	30	1 3/4	3 1/2	3 1/2	3 9/16	3
1 3/4	14	28	4 1/2	9	37	2	3 1/2	3 1/2	3 9/16	3
2	16	32	6	12	60	2 1/2	3 3/4	4	3 13/16	3 1/4
2 1/4	18	36	7	14	60	2 1/2	4 1/4	4 1/4	4 5/16	4
2 1/2	20	40	-	-	-	3	4 1/4	4 1/4	4 5/16	4
2 3/4	-	-	-	-	-	3	-	-	-	-
3	-	-	-	-	-	3	-	-	-	-
3 1/4	-	-	-	-	-	3 1/2	-	-	-	-
3 1/2	-	-	-	-	-	3 1/2	-	-	-	-
3 3/4	-	-	-	-	-	4	-	-	-	-
4	-	-	-	-	-	4	-	-	-	-

Confirm fittings details when inquiring.

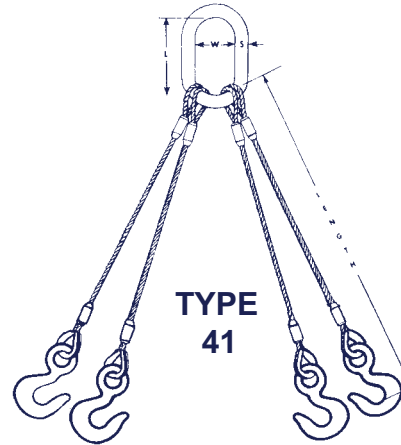


Type 41 Slings

FLEMISHED EYE & MECHANICALLY SWAGED

Diameter Of Wire Rope Inches	Minimum Length (SL) Of Sling Ft.-In.	Rated Capacities in Tons EIPS-IWRC			Alloy Links Diam. Inches
		60°	45°	30°	
1/4	1-3	2.20	1.80	1.30	5/8
5/16	1-6	3.50	2.80	2.00	3/4
3/8	1-8	5.00	4.10	2.90	7/8
7/16	1-10	6.70	5.50	3.90	1
1/2	2-0	8.80	7.10	5.10	1 1/4
9/16	2-2	11.00	9.00	6.40	1 1/2
5/8	2-4	14.00	11.00	7.80	1 1/2
3/4	2-9	19.00	16.00	11.00	1 3/4
7/8	3-3	26.00	21.00	15.00	2
1	3-6	34.00	28.00	20.00	2 1/4
1 1/8	4-0	42.00	34.00	24.00	2 1/2
1 1/4	4-6	51.00	42.00	30.00	2 1/2
1 3/8	5-0	62.00	50.00	36.00	3 1/4
1 1/2	5-6	73.00	60.00	42.00	3 3/4
1 5/8	6-0	85.00	69.00	49.00	3 3/4
1 3/4	6-6	98.00	80.00	57.00	4 1/2
2	8-0	127.00	104.00	73.00	4 1/2
2 1/4	8-9	154.00	126.00	89.00	Call
2 1/2	10-0	188.00	154.00	109.00	Call

Type 41 slings are 4-leg All-Purpose bridles, used both for balanced and unbalanced loads and for heavier loads where design calls for more distribution of weight by the use of attachment at four points. Capacities listed have a 5:1 design factor.




Diameter Of Wire Rope Inches	Standard Loop Inside		Heavy Duty Thimble Inside		Alloy Hook Size-Tons For EIPS	Carbon Shackle With Thimble Size-Inches For EIPS	Open Swaged Socket		Closed Swaged Socket	
	Width Inches	Length Inches	Width Inches	Length Inches			Pin Size Inches	Jaw Size Inches	Hole Diam. Inches	Head Opening Inches
6 x 19 WITH I. W. R. C.										
1/4	2	4	7/8	1 5/8	1	5/16	11/16	11/16	3/4	1/2
5/16	2 1/2	5	1 1/16	1 7/8	1 1/2	3/8	13/16	13/16	7/8	11/16
3/8	3	6	1 1/8	2 1/8	2	7/16	13/16	13/16	7/8	11/16
7/16	3 1/2	7	1 1/4	2 3/8	3	1/2	1	1	1 1/16	7/8
1/2	4	8	1 1/2	2 3/4	5	5/8	1	1	1 1/16	7/8
9/16	4 1/2	9	1 1/2	2 3/4	5	5/8	1 3/16	1 1/4	1 1/4	1 1/8
5/8	5	10	1 3/4	3 1/4	7	3/4	1 3/16	1 1/4	1 1/4	1 1/8
3/4	6	12	2	3 3/4	11	7/8	1 3/8	1 1/2	1 7/16	1 5/16
7/8	7	14	2 1/4	4 1/4	11	1	1 5/8	1 3/4	1 11/16	1 1/2
1	8	16	2 1/2	4 1/2	15	1 1/4	2	2	2 1/16	1 3/4
1 1/8	9	18	2 7/8	5 1/8	22	1 1/4	2 1/4	2 1/4	2 5/16	2
6 x 37 WITH I. W. R. C.										
1 1/4	10	20	2 7/8	5 1/8	22	1 1/2	2 1/2	2 1/2	2 9/16	2 1/4
1 3/8	11	22	3 1/2	6 1/4	30	1 3/4	2 1/2	2 1/2	2 9/16	2 1/4
1 1/2	12	24	3 1/2	6 1/4	30	1 3/4	2 3/4	3	2 13/16	2 1/2
1 5/8	13	26	4	8	30	1 3/4	3 1/2	3 1/2	3 9/16	3
1 3/4	14	28	4 1/2	9	37	2	3 1/2	3 1/2	3 9/16	3
2	16	32	6	12	60	2 1/2	3 3/4	4	3 13/16	3 1/4
2 1/4	18	36	7	14	60	2 1/2	4 1/4	4 1/4	4 5/16	4
2 1/2	20	40	-	-	-	3	4 1/4	4 1/4	4 5/16	4
2 3/4	-	-	-	-	-	3	-	-	-	-
3	-	-	-	-	-	3	-	-	-	-
3 1/4	-	-	-	-	-	3 1/2	-	-	-	-
3 1/2	-	-	-	-	-	3 1/2	-	-	-	-
3 3/4	-	-	-	-	-	4	-	-	-	-
4	-	-	-	-	-	4	-	-	-	-

Confirm fittings details when inquiring.

Type 12 Slings

CABLE-LAID: GALVANIZED

Southwest Wire Rope Cable-Laid slings are specialized slings, designed specifically for applications that require extreme flexibility and resistance to kinking. Type 12 is a single-leg construction for use singularly or in pairs. Where cutting abrasion or extreme conditions are factors, however, the All-Purpose Type 11 sling is recommended.

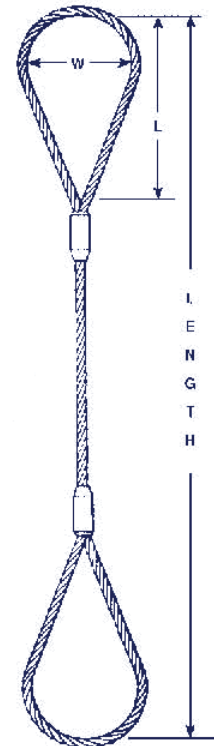
Diam. Of Wire Rope Inches	Min. Length (SL) Of Sling Ft.-In.	Inside Loop Dimensions		Rated Capacity in Tons (2000 lbs.)		
		W Inches	L Inches	Single Part Vertical	** Choker Hitch	Vertical Basket 
7 x 7 x 7 Construction						
3/8	2	3	6	1.1	0.8	2.2
1/2	2-6	4	8	1.9	1.3	3.7
5/8	3	5	10	2.8	1.9	5.5
7 x 7 x 19 Construction						
3/4	3-6	6	12	4.1	2.8	8.1
7/8	4	7	14	5.4	3.8	11
1	4-6	8	16	6.9	4.8	14
1 1/8	5	9	18	8.3	5.8	17
1 1/4	5-6	10	20	9.9	6.9	20

Capacities listed have a 5:1 design factor

PERTINENT DIMENSIONS FOR END FITTINGS

Rope Diam. Inches	Loop Inside		Thimble Inside		Alloy Hook	Shackle
	Width In.	Length In.	Width In.	Length In.	Size Tons	Size In.
7 x 7 x 7 Construction						
3/8	3	6	1 1/8	2 1/8	1 1/2	7/16
1/2	4	8	1 1/2	2 3/4	3	1/2
5/8	5	10	1 3/4	3 1/4	4 1/2	5/8
7 x 7 x 19 Construction						
3/4	6	12	2	3 3/4	7	3/4
7/8	7	14	2 1/4	4 1/4	7	7/8
1	8	16	2 1/2	4 1/2	11	1
1 1/8	9	18	2 7/8	5 1/8	11	1 1/8
1 1/4	10	20	3 1/2	6 1/2	15	1 3/8

TYPE 12 SINGLE LEG



LOOP

*Rated capacities of basket hitches are based on a minimum diameter of curvature at the point of load contact of 10 times the rope diameter.

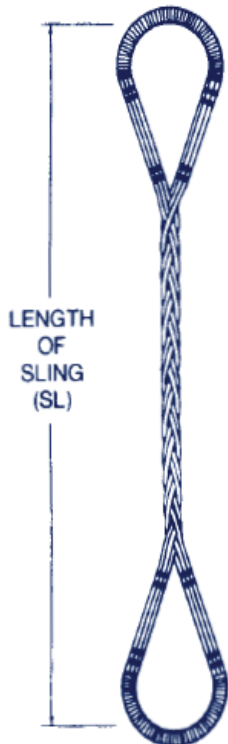
** Rated capacities for choker hitches apply when the angle of choke is greater than 135°.

Fittings dimensions subject to change without notice. Confirm fitting details when inquiring.

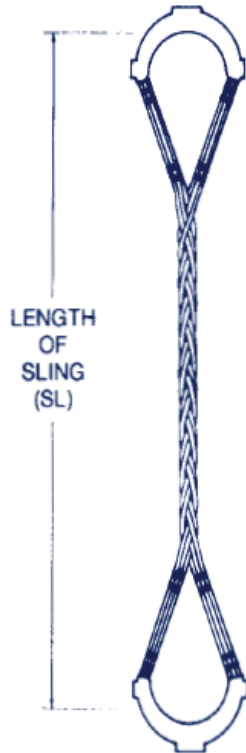


Braided Slings Type 16 6 - Part

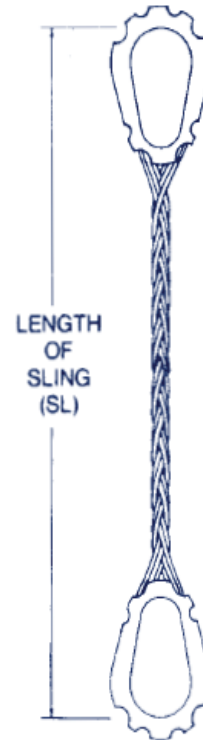
TYPE 16
(WITH SERVED LOOPS)



TYPE 16
(WITH CRESCENT THIMBLES)



TYPE 16
(WITH SLIP-THRU THIMBLES)



3

Diam. Of Component Ropes In.	Min Length (SL) of Slings Ft.-In.	Rated Capacities in Tons of 2000 lb.			Length of Loops		Slip-Thru Thimbles	Crescent Thimbles
		EIPS Rope - IWRC			Suggested L In.	Min. L In.		
		Single Leg Vertical	** Choker Hitch	Vertical Basket *			Size No.	Size No.
1/8	1-6	.84	.74	1.7	6	6	W-2	6C
3/16	2-0	1.4	1.2	2.8	8	6	W-3	8C
1/4	2-6	2.9	2.5	4.9	12	8	W-4	9C
5/16	2-9	3.8	3.4	7.7	12	8	W-4	10C
3/8	3-6	5.5	4.8	11	16	10	W-5	16C
7/16	4-0	8.6	7.5	17	18	12	W-6	18C
1/2	4-6	11	9.8	22	18	12	W-7	20C
9/16	5-6	14	12	28	20	14	W-7	22C
5/8	6-6	17	15	35	24	18	W-8	24C
3/4	7-6	25	22	49	28	20	W-9	32C
7/8	8-9	33	29	67	32	24	W-10	40C
1	10-6	43	38	87	36	30	W-10	40C

* Larger sizes available upon request.

Rated capacities basket hitch based on D/d ratio of 25 times the component rope diameter.

Rated capacities based on pin diameter no larger than natural eye width or less than the nominal sling diameter.

Rated capacities based on design factor of 5.

Horizontal sling angles less than 30 degrees shall not be used.

** Rated capacities of choker hitches apply when the angle of choke is greater than 135°.

Standard in 7 x 19 galvanized rope through 3/8" component ropes.

All data subject to change without notice.

www.swrinc.com

Type 18 Slings

8-PART BRAIDED

Diameter of Component Rope Inches	Diameter of Sling Body Inches (Approx.)	Min. Length (SL) of Sling Ft.-In.	Rated Capacity **			Standard Inside Loop Dimensions Approx.	
			Single Leg Vertical	*** Choker Hitch	Basket Hitch *	W Inches	L Inches
					Straight Pull Vertical		
* 3/32	7/16	1-5	.56	.49	1.10	2	4
* 1/8	9/16	1-10	1.10	1.00	2.20	3	6
* 3/16	13/16	2-10	1.90	1.60	3.70	5	10
* 1/4	1 1/8	3-6	3.80	3.30	6.60	6	12
* 5/16	1 3/8	4-6	5.10	4.50	10.00	8	16
* 3/8	1 11/16	5-0	7.30	6.40	15.00	8	16
7/16	2	5-9	11.00	10.00	23.00	9	18
1/2	2 1/4	6-5	15.00	13.00	30.00	9	18
9/16	2 1/2	8-0	19.00	16.00	38.00	12	24
5/8	2 13/16	9-4	23.00	20.00	46.00	14	28
3/4	3 3/8	-	33.00	29.00	66.00	-	-
7/8	4	-	45.00	39.00	89.00	-	-
1	4 1/2	-	58.00	51.00	116.00	-	-
1 1/8	5	-	73.00	64.00	146.00	-	-
1 1/4	5 5/8	-	89.00	78.00	179.00	-	-
1 3/8	6 3/16	-	108.00	94.00	215.00	-	-
1 1/2	6 3/4	-	128.00	112.00	255.00	-	-
1 5/8	7 5/16	-	148.00	129.00	296.00	-	-
1 3/4	7 7/8	-	171.00	150.00	343.00	-	-
1 7/8	8 7/16	-	195.00	171.00	390.00	-	-
2	9	-	222.00	194.00	444.00	-	-



TYPE 18

3

Larger sizes available.

Standard galvanized 7 x 19 through 3/8" component ropes.

** Rated capacities of basket hitches are based on minimum diameter of curvature at the point of load contact of 20 times the rope diameter.

*** Rated capacities of choker hitches apply when the angle of choke is greater than 135°.

PERTINENT DIMENSIONS FOR END FITTINGS

Sling Size Inches	Loop Inside		Slip-Thru Thimble Inside		Alloy Hook Size Tons	Shackle with Thimble Size In.	Half Thimble Inside Loop	
	Width In.	Length In.	Width In.	Length In.			Width In.	Length In.
3/32	1 1/2	3	2 1/8	4 1/8	1	1/4	-	-
1/8	2	4	2 1/8	4 1/8	1 1/2	3/8	2	4
3/16	3	6	2 3/8	4 3/8	3	1/2	2 1/4	6
1/4	4	8	3 3/8	6 5/8	4 1/2	5/8	3 1/4	8
5/16	5	10	3 3/4	7 1/8	7	3/4	4 1/2	10
3/8	6	12	3 3/4	7 1/8	11	7/8	4 5/8	12
7/16	7	14	4 3/8	8 3/8	15	1 1/8	5 1/2	14
1/2	8	16	5	9 1/2	15	1 1/4	6	16
9/16	9	18	5	9 1/2	22	1 1/2	6 1/2	18
5/8	10	20	6 3/4	11 3/4	30	1 3/4	7	20
3/4	12	24	8	14 1/2	37	2	8	24
7/8	14	28	8 3/8	17 5/8	45	2	-	-
1	16	32	8 3/8	17 5/8	60	2 1/8	-	-

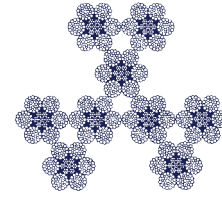
Braided Slings Type 19

Helically laid with one continuous wire rope running through both eyes and the body

Flexibility and handing ease for rigging large lifts is achieved in these 9-part slings by laying a single wire rope continuously through both eyes and the sling body so that nine parts of rope form the body. This proven design provides internal adjustment to distribute the load evenly among all nine parts of the body when a sling is in tension. In addition, the construction makes it possible to visually inspect all internal parts of the sling before and after each lift – important when a sling is to be used many times. Only two splices occur in the entire sling, where the two rope ends are spliced at the eyes.

A 9-part sling construction exhibits constructional stretch of approximately 1 ½% on the first loading, and a lesser amount thereafter. For this reason, lifts using two or more legs should always be made with legs which have been subjected to the same past usage when such stretch may affect the lift.




Where a sling body must conform to a tight choke hitch, or must bend in a tight radius, as around a pin or post, a 9-part construction may be the most suitable, since it can develop greater lifting capacity from a smaller component rope.



Cross Section Through Body



**9-PART BRAID
HAND TUCKED SPLICE
IWRC
VERTICAL, CHOKER OR VERTICAL BASKET**
RATED CAPACITY IN TONS OF 2,000 lbs.
RATED CAPACITIES SHOWN APPLY ONLY TO 6X19 AND 6X36 CLASSIFICATION WIRE ROPE

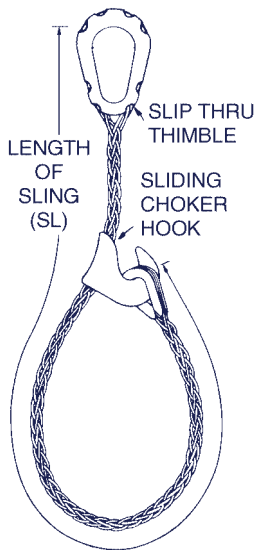
ROPE DIAMETER (INCHES)	VERTICAL 		CHOKER 		VERTICAL BASKET 	
	IPS	EIPS	IPS	EIPS	IPS	EIPS
3/32*	0.63	-	0.55	-	1.3	-
1/8*	1.3	-	1.1	-	2.5	-
3/16	2.1	2.4	1.8	2.1	4.2	4.8
1/4	3.7	4.3	3.2	3.7	7.4	8.6
5/16	5.8	6.6	5.0	5.8	12	13
3/8	8.3	9.5	7.2	8.3	17	19
7/16	11	13	9.8	11	22	26
1/2	14	17	13	15	29	34
9/16	18	21	16	19	37	42
5/8	23	26	20	23	45	52
3/4	32	37	28	32	65	74
7/8	44	50	38	44	87	100
1	57	65	50	57	113	130
1 1/8	71	82	62	72	142	164
1 1/4	87	101	77	88	175	201
1 3/8	105	121	92	106	210	242
1 1/2	125	144	109	126	249	287
1 5/8	145	166	127	146	290	333
1 3/4	168	193	147	169	335	386
1 7/8	192	219	168	192	383	438
2	217	249	190	218	433	499

* NOTE: 3/32 & 1/8 utilize Galvanized Small Cord minimum breaking force.
Rated capacities basket hitch based on D/d ratio of 25 times the component rope diameter.
Rated capacities based on pin diameter no larger than natural eye width or less than the nominal sling diameter.
Rated capacities based on design factor of 5
Horizontal sling angles less than 30 degrees shall not be used.



Choker Slings

Type 18 8 - Part Braided Slings



TYPE 18

CHOKER HITCH RATING

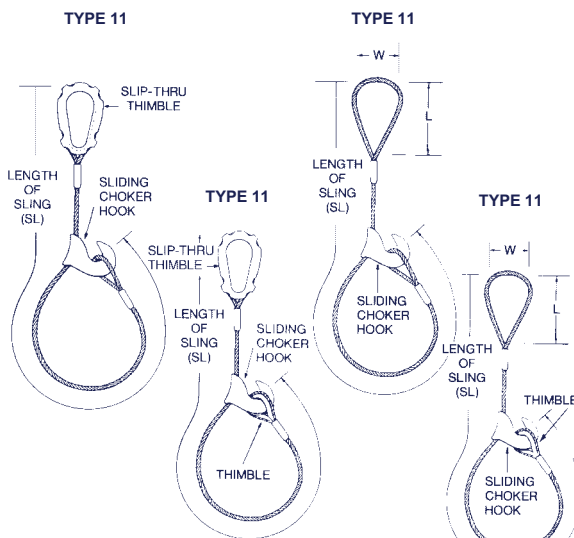
Diameter of Ropes in Braided Sling Inches	Rated Capacities** in Tons (2000 lb)	Slip-Thru Thimbles Size No.	Choker Hooks Size No.
	EIPS IWRC		
1/8	1.0	W-2	2
3/16	1.6	W-3	3
1/4	3.3	W-4	4
5/16	4.5	W-5	5
3/8	6.4	W-6	6
7/16	10	W-5	7
1/2	13	W-7	8

** Rated capacities of basket hitches are based on a minimum diameter of curvature at the point of load contact of 25 times the component rope diameter.

Rated capacities of choker hitches apply when the angle of choke is greater than 135°.

Standard galvanized 7 x 19 through 3/8" component rope.

Flemished Eye & Mechanically Swaged



Diameter of Individual Ropes Inches	Rated Capacities** in Tons (2000 lb)	Slip-Thru Thimbles Size No.	Spliced Loops	
	EIPS IWRC		W in.	L in.
1/4	.48	W-2	2	4
3/8	1.1	W-2	3	6
1/2	1.9	W-3	4	8
5/8	2.9	W-4	5	10
3/4	4.1	W-4	6	12
7/8	5.6	W-5	7	14
1	7.2	W-5	8	16
1 1/8	9.1	W-6	9	18
1 1/4	11	W-6	10	20
1 3/8	13	W-7	11	22
1 1/2	16	W-7	12	24

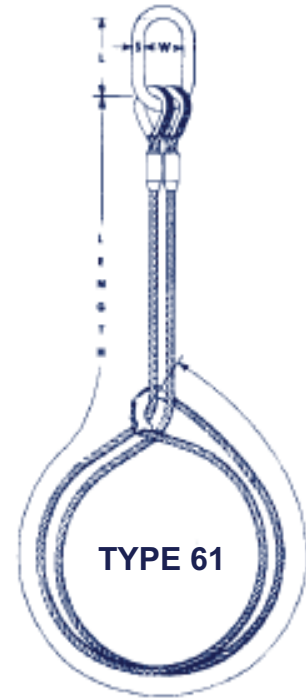
** Rated capacities of choker hitches apply when the angle of choke is greater than 135°.

Choker Slings

TAPERED SLEEVE ATTACHMENTS

These Choker Slings are designed to grip or choke the load. Ideally suited to lifting bar stock, beams, lumber, bundles of pipe and similar material. The tapered sleeve splice, as well as the anchor hitch on Type 61, allows close snubbing of the load, insuring a positive grip.

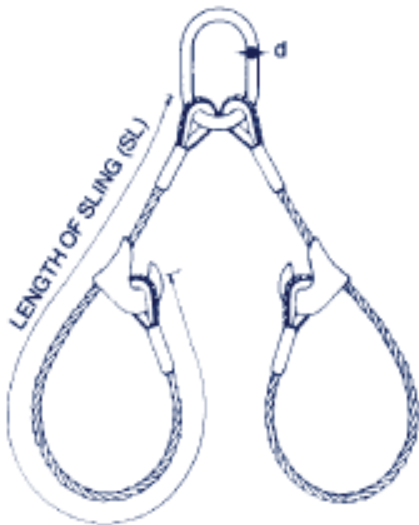
The use of sliding choker hooks on Type 21 increases sling life and permits faster handling.






TYPE 61

Ror Ratings on Type 61 shown call SWWR.

TWO LEG BRIDLE CHOKER SLING - TYPE 21



TYPE 21

Diameter of Wire Rope Inches	Rated Capacities* in Tons (2000 lb) EIPS IWRC** When Used @			Alloy Oblong Links d In.
				
3/8	1.8	1.5	1.1	1/2
1/2	3.2	2.6	1.9	3/4
5/8	5.0	4.1	2.9	7/8
3/4	7.1	5.8	4.1	1
7/8	9.7	7.9	5.6	1 3/8
1	13	10	7.2	1 1/2
1 1/8	16	13	9.1	1 1/2
1 1/4	19	16	11	1 3/4
1 3/8	23	19	13	2
1 1/2	28	23	16	2

*Rated capacities are based on minimum diameter of curvature at the point of load contact of 25 times the rope diameter. Rated capacities of choker hitches apply when the angle of choke is greater than 135°.


Fittings dimensions subject to change without notice. Confirm fittings details when inquiring.



Grommet Slings

Mechanically Spliced

TYPE 53 STRAND-LAID GROMMET WITH MECHANICAL SPLICE



Diam. Of Grommet Inches	Rated Capacities in Tons (2000 lb) EIPS				
	Choker Hitch	Leg Vertical	Basket Hitch When Used		
			60°	45°	30°
3/8	1.6	2.4	4.1	3.3	2.4
1/2	2.9	4.1	7.2	5.9	4.1
5/8	4.5	6.4	11	9.1	6.4
3/4	6.4	9.2	16	13	9.2
7/8	8.7	12	22	18	12
1	11	16	28	23	16

Larger sizes available upon request
 Rated capacities basket hitch and vertical lift based on D/d ratio of 5 where "d" = body diameter of the finished grommet
 Rated capacities based on design factor of 5.
 Rated capacities based on pin diameter no smaller than 5 times the body diameter.
 Horizontal sling angles less than 30 degrees shall not be used.
 Length of sling (SL) is measured as indicated on sketch.
 Rated capacities of choker hitches apply when the angle of choke is greater than 120°.

Hand Tucked

TYPE 51 STRAND-LAID GROMMET WITH HAND TUCKED SPLICE

Diam. Of Grommet Inches	Rated Capacities in Tons (2000 lb) EIPS				
	Choker Hitch	Leg Vertical	Basket Hitch When Used		
			60°	45°	30°
3/8	1.5	2.1	3.6	3.0	2.1
1/2	2.6	3.7	6.4	5.2	3.7
5/8	4.0	5.7	9.9	8.1	5.7
3/4	5.7	8.2	14	12	8.2
7/8	7.7	11	19	16	11
1	10	14	25	20	14

Larger sizes available upon request
 Length of sling (SL) is measured as indicated on sketch.
 Rated capacities of choker hitches apply when the angel of choker is greater than 120°.

