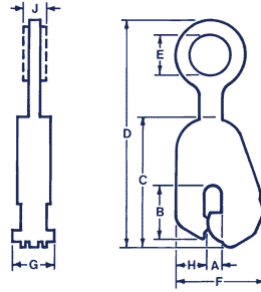


Vertical Lifting Locking

JC Renfro Model FR

The Model FR is a vertical lifting tool for relatively light work. It is small and easy to handle in capacities through three tons.

It incorporates a "Lock Closed" feature which facilitates attaching the clamp to the plate.



SPECIFICATIONS (in inches)

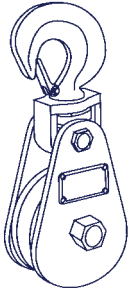
Rated Capacity Tons	Plate Thickness A	B	C	MAX. D	E	F	G	H	J	Weight (in pounds)
1/2	0 - 3/4	2 13/16	7	11 1/4	2 3/8	4 5/8	2 1/2	1 1/2	1/2	8
	1/2 - 1	2 13/16	7	11 1/4	2 3/8	4 7/8	2 1/2	1 1/2	1/2	8
	3/4 - 1 1/4	2 13/16	7	11 1/4	2 3/8	5 1/8	2 1/2	1 1/2	1/2	9
	1 - 1 1/2	2 13/16	7	11 1/4	2 3/8	5 3/8	2 1/2	1 1/2	1/2	10
	1 1/4 - 1 3/4	2 13/16	7	11 1/4	2 3/8	5 3/8	2 1/2	1 1/2	1/2	11
1	0 - 3/4	3 3/16	9	13 3/4	2 5/8	5 7/8	3 3/16	1 5/8	5/8	14
	1/2 - 1	3 3/16	9	13 3/4	2 5/8	6 1/8	3 3/16	1 5/8	5/8	15
	3/4 - 1 1/4	3 3/16	9	13 3/4	2 5/8	6 3/8	3 3/16	1 5/8	5/8	15
	1 - 1 1/2	3 3/16	9	13 3/4	2 5/8	6 5/8	3 3/16	1 5/8	5/8	16
	1 1/4 - 1 3/4	3 3/16	9	13 3/4	2 5/8	6 7/8	3 3/16	1 5/8	5/8	17
	1 1/2 - 2	3 3/16	9	13 3/4	2 5/8	7 1/8	3 3/16	1 5/8	5/8	18
2	0 - 1	3 1/2	9	16 3/8	3 5/8	6 3/4	3 3/8	2 1/8	3/4	23
	3/4 - 1 1/2	3 1/2	9	16 3/8	3 5/8	7 1/4	3 3/8	2 1/8	3/4	23
	1 1/4 - 2	3 1/2	9	16 3/8	3 5/8	7 3/4	3 3/8	2 1/8	3/4	23
	1 3/4 - 2 1/2	3 1/2	9	16 3/8	3 5/8	8 1/4	3 3/8	2 1/8	3/4	24
3	0 - 1 1/4	4 3/16	10 3/4	18 3/8	3 5/8	7 5/8	3 9/16	2 7/16	3/4	30
	3/4 - 1 1/2	4 3/16	10 3/4	18 3/8	3 5/8	7 7/8	3 9/16	2 7/16	3/4	31
	1 1/4 - 2	4 3/16	10 3/4	18 3/8	3 5/8	8 3/8	3 9/16	2 7/16	3/4	32
	1 3/4 - 2 1/2	4 3/16	10 3/4	18 3/8	3 5/8	8 7/8	3 9/16	2 7/16	3/4	33

SPECIFICATIONS ARE SUBJECT TO CHANGE WITHOUT NOTICE.

Other models available upon request.



Snatch Blocks



**SNATCH BLOCK
WITH HOOK**

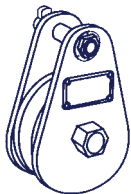
Sheave Size	Working Load Limit in Tons	Wire Rope Size	Approx. Weight Each in Pounds
3"	2	3/8"	5
4 1/2"	4	1/2"	12
6"	8	3/4"	28
8"	8	3/4"	34
10"	8	3/4"	53



**SNATCH BLOCK
WITH SHACKLE**

Sheave Size	Working Load Limit in Tons	Wire Rope Size	Approx. Weight Each in Pounds
3"*	2	3/8"	5
4 1/2"	4	1/2"	13
6"	8	3/4"	29
8"	8	3/4"	36
10"	8	3/4"	44

* Fitted with swivel eye



TAIL BOARD

Sheave Size	Working Load Limit in Tons	Wire Rope Size	Approx. Weight Each in Pounds
3"*	2	3/8"	2
4 1/2"	4	1/2"	7.5
6"	8	3/4"	16
8"	8	3/4"	23

* Also available Hot Galvanized

Wire Rope Cutters

IMPACT TYPE (Hammer Action)

The Finest Quality Hammer-Type Cable Cutters

Here are the original portable impact cutters, invented by Morse-Starrett, and designed for one purpose: to cut wire rope. Actuated by striking with a hammer, they are simple to operate, and do a superior cutting job with only a few blows. These cutters are precision engineered to deliver a cut without affecting the original roundness of the wire rope. The blades and dies are made of the best tool steel available, heat treated and ground to close tolerances. No other similar product matches M-S quality of material and workmanship.

WARNING:
Wear safety goggles, use cable bands and read instruction sheet before using this tool.

For Cutting Wire Rope:


Up to **5/8"** – Model 1 designed for occasional on-the-job-cutting.

Up to **1-1/16"** – Use Model 1A.

Up to **1-1/2"** – Use Model 2.

Model	Capacity	Height	Base	Weight
1	5/8"	6"	3-1/2"	7 lbs.
1A	1-1/16"	7"	6-1/4"	15 lbs.
2	1-1/2"	9"	7-3/4"	28 lbs.

SPECIFICATIONS: All are portable. Firm base required for operation.



Model 2

HYDRAULIC TYPE (Manually Operated)

The Finest Manually Operated Hydraulic Cable Cutter

A few strokes make a good, clean cut.


This efficient, portable Hydrashear is a self-contained hydraulic cable cutter recommended by wire rope manufacturers, and used by industries throughout the world.

This tool is precision engineered to give a good, clean cut with minimum effort. Just pump the handle . . . no outside power needed. It can be easily carried to the job, and placed anywhere to do its work.

The blades and shear blades are made of the finest tool steel available, heat treated and ground to close tolerances, which means long life, as well as superior performance. Three models available.

Hydrashears are used by earthmoving and construction contractors, factory warehouses, rigging lofts, elevator repairmen. All models will operate underwater.

Model	Capacity	Dimensions	Weight
W	3/4"	12" x 3-5/8" x 6" high	21 lbs.
P	1-1/8"	14" x 4-1/8" x 7" high	34 lbs.
C	1-3/4"	18-1/2" x 5" x 8" high	66 lbs.



Wire Rope Snakes

The Lewis Snake Grip expands or contracts to grip different or identical cable and/or rope sizes as per the customer's needs. Save time stringing up, changing and unstringing because the snake requires no special tools. The swivel and swing link go smoothly through blocks and prevent line twisting. Install new cable by using old existing cable as pulling line. Always seize the ends of the grips by banding or taping.

Lewis Snake Grips LSG



Regular Size LSG Snakes		
Size Range	Approx. Brk. Stgth.	Work Load
LSG 1/4" - 1/2"	4,400 lbs.	1,200 lbs.
LSG 1/2" - 1"	7,500 lbs.	2,500 lbs.
LSG 1" - 1 1/2"	10,000 lbs.	3,500 lbs.
LSG 1 1/2" - 2"	12,000 lbs.	4,000 lbs.
LSG 2" - 2 3/4"	16,000 lbs.	5,000 lbs.
LSG 2 3/4" - 3 1/2"	20,000 lbs.	6,500 lbs.
LSG 3 1/2" - 4 1/4"	24,000 lbs.	8,000 lbs.

Special Size LSG Snakes		
Part No. / Size Range	Approx. Brk. Stgth.	Work Load
LSG 1/4" - 1 1/2"	4,400 lbs.	1,200 lbs.
LSG 1/2" - 1 1/2"	7,500 lbs.	2,500 lbs.
LSG 1/2" - 2"	7,500 lbs.	2,500 lbs.
LSG 1" - 2"	10,000 lbs.	3,500 lbs.
LSG 1 1/2" - 2 1/2"	12,000 lbs.	4,000 lbs.

The LSG-X series performs the same function as the standard LSG series. The LSG-X cannot be taken apart in the middle, it is permanently attached via our new "Swivel Tube" Assembly. This swivel tube assembly is a low profile heavy-duty friction swivel. This snake is for the customer who does not need to separate the two pulling grip elements and who prefers a very low profile swivel. The swivel is permanently greased and has the size range and working load clearly stenciled on the swivel tube assembly.

Lewis Snake Grips LSG-X



Regular Size LSG-X Snakes		
Part No. / Size Range	Approx. Brk. Stgth.	Work Load
LSG-X 1/4" - 1/2"	4,400 lbs.	1,200 lbs.
LSG-X 1/2" - 1"	7,500 lbs.	2,500 lbs.
LSG-X 1" - 1 1/2"	10,000 lbs.	3,500 lbs.
LSG-X 1 1/2" - 2"	12,000 lbs.	4,000 lbs.
LSG-X 2" - 2 3/4"	16,000 lbs.	5,000 lbs.
LSG-X 2 3/4" - 3 1/2"	20,000 lbs.	6,500 lbs.
LSG-X 3 1/2" - 4 1/4"	24,000 lbs.	8,000 lbs.

Special Size LSG-X Snakes		
Part No. / Size Range	Approx. Brk. Stgth.	Work Load
LSG-X 1/4" - 1 1/2"	4,400 lbs.	1,200 lbs.
LSG-X 1/2" - 1 1/2"	7,500 lbs.	2,500 lbs.
LSG-X 1/2" - 2"	7,500 lbs.	2,500 lbs.
LSG-X 1" - 2"	10,000 lbs.	3,500 lbs.
LSG-X 1 1/2" - 2 1/2"	12,000 lbs.	4,000 lbs.

6 **WARNING:** Please follow guidelines for proper installation and use. 1. Safety is always No. 1. Make sure no one is under the line as it is being pulled through the blocks and crown. 2. Be sure that the right size range grips being used for the line or rope being pulled. For example, for 1 3/8" drilling line, use the LSG 1 - 1 1/2" snake. When pulling a larger line with a smaller line (replacing the smaller with the larger), make sure the smaller line has the correct size grip and that the new larger diameter line has the correct size grip as well. LSG snakes are available with any required size range on either side. 3. Make sure the cable is clean and free of grease and oil in the area that will be loaded into the LSG snake. A high grade degreaser and heavy duty disposable towels are recommended for this purpose. 4. When loading the cable into the grip, be certain the cable is inserted all the way into the grip until the grip is fully loaded (into the plastic boot area below the pulling eye of the grip). Also examine both grips for cable abrasion or broken cables. An LSG snake showing any signs of cable fraying, broken cables or distorted hardware should be immediately discarded and replaced. Inspect the LSG Snake Grip prior to use. 5. Once the snake is loaded properly, the tail end of the grip should be clamped using a Bandit brand banding device.